

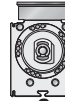





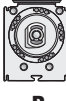
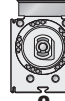

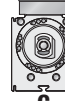
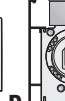




Bracket Selector Guide for MechoShades®

Group B ShadeCloths (1600 and 2100 Series) .030" thick, average .95 lbs. per sq. yd.

	Width	36"	48"	60"	72"	84"	96"	108"	120"	126"	132"	144"	156"
H	36"												
	48"												
	60"												
E	72"												
	84"												
	96"												
I	108"												
	120"												
	126"												
G	132"												
	144"												
	156"												
H	168"												
	180"												
	192"												
T	204"												
	216"												
	228"												
	240"												

BRACKET SELECTION KEY

	Accepts all Mecho/5 and SlimLine Brackets with/without Fascia	 A.	 B.	 C.	 D.
	Accepts SlimLine without Fascia and all Mecho/5 Brackets	 A.	 B.	 C.	 D.
	Accepts all Mecho/5 Brackets with/without Fascia		 B.	 C.	 D.
	Accepts all Mecho/5 Pocket & Extended Brackets with/without Fascia			 C.	 D.
	Accepts all Mecho/5 Pocket & Extended Brackets without Fascia			 C.	 D.
	Use ElectroShades or Contact Factory				

BRACKET DIMENSION KEY

